

## Logging into MyWP & Password Change

To log into MyWP open your web browser and search either [mywp.warnerpacific.edu](http://mywp.warnerpacific.edu) or simply type 'warner pacific mywp' and click the first link.

The image shows a two-step process of logging into MyWP. The top screenshot shows the Google homepage with the search bar containing 'warner pacific mywp'. The bottom screenshot shows the search results page for the same query. A blue arrow points to the first search result, which is a link to 'mywp.warnerpacific.edu' with the title 'MyWP Welcome'. Below the search results, there are two boxes for 'People also search for' with various related search terms.

Advertising Business How Search works Carbon neutral since 2007 Privacy Terms Settings

warner pacific mywp

Google

warner pacific mywp

All News Shopping Videos Maps More Settings Tools

About 880 results (0.45 seconds)

mywp.warnerpacific.edu

**MyWP Welcome**

You will need to use your Warner Pacific Windows login and password. ... An easy way to change your password is to browse to mail.warnerpacific.edu and ...

People also search for

- webprint warnerpacific
- warner pacific chapel
- warner pacific help desk
- warner pacific library hours
- warner pacific class schedule
- warner pacific university academic calendar

www.warnerpacific.edu > student-dashboard

**Student Dashboard - Warner Pacific University**

Welcome to the resources that will help make you successful at Warner Pacific. Squire. The Squire – WPU's Student Handbook. Quick Links Community. MyWP ...

People also search for

- warner pacific university library
- warner pacific academic calendar 2020
- warner pacific chapel
- wpu life
- work study warner pacific
- warner pacific university course schedule

You can also find it on Warner's main site [www.warnerpacific.edu](http://www.warnerpacific.edu) by scrolling to the bottom and clicking 'My WP'.

The image shows the footer navigation menu of Warner Pacific University. It is divided into four columns: Warner Pacific University logo and contact info, CONTACT US, QUICK LINKS, and RESOURCES. A blue arrow points to the 'My WP' link in the QUICK LINKS column.

CONTACT US	QUICK LINKS	RESOURCES
Warner Pacific University 2219 SE 68th Ave Portland, Oregon 97215 503-517-1020 800-804-1510 <a href="mailto:admissions@warnerpacific.edu">admissions@warnerpacific.edu</a> Twitter Facebook Instagram LinkedIn	<b>My WP</b> Helpdesk Library Athletics Locations Campus Contacts Employment Directory WP Email Campus Food Service Publications	For Students For Faculty & Staff Alumni Host Your Event News Campus Safety COVID-19

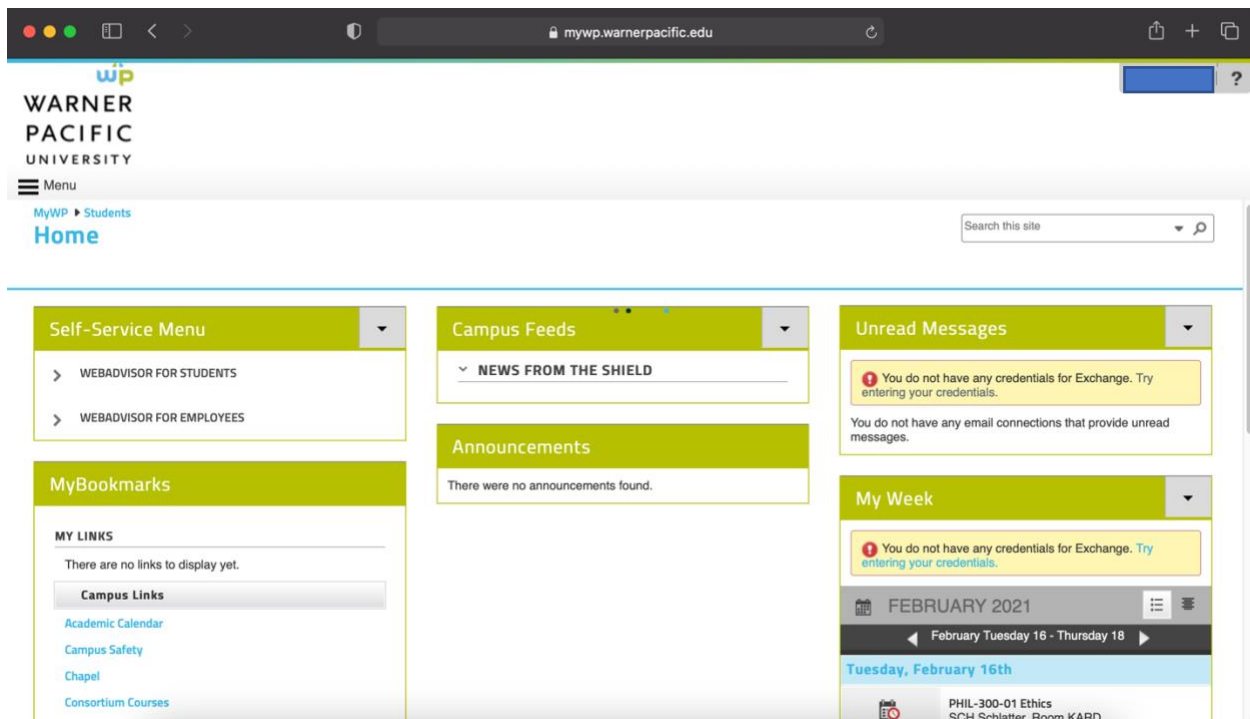
Next, you will hit the 'log in' button and put in your username and password. Both of these should have been emailed to you after enrollment.

If you do not know your username or password, simply email IT or your counselor. Your username is usually your first initial and last name (ex. jsmith).

The image shows a browser window displaying the login page for mywp.warnerpacific.edu. A modal dialog box is open, prompting for login information. The dialog box contains the text 'Log in to mywp.warnerpacific.edu:443' and 'Your login information will be sent securely.' Below this, there are input fields for the username 'jsmith' and a password field with masked characters. There is a checkbox for 'Remember this password' and 'Cancel' and 'Log In' buttons. A blue arrow points to the 'Log In' button.

**Passwords change every 90 days. An easy way to change your password is to browse to [mail.warnerpacific.edu](http://mail.warnerpacific.edu) and login with your current password. If it's expired, it will prompt you to change it. If it hasn't expired yet, there will be an option button near the top right corner of the screen. One of the options is to change the password.**

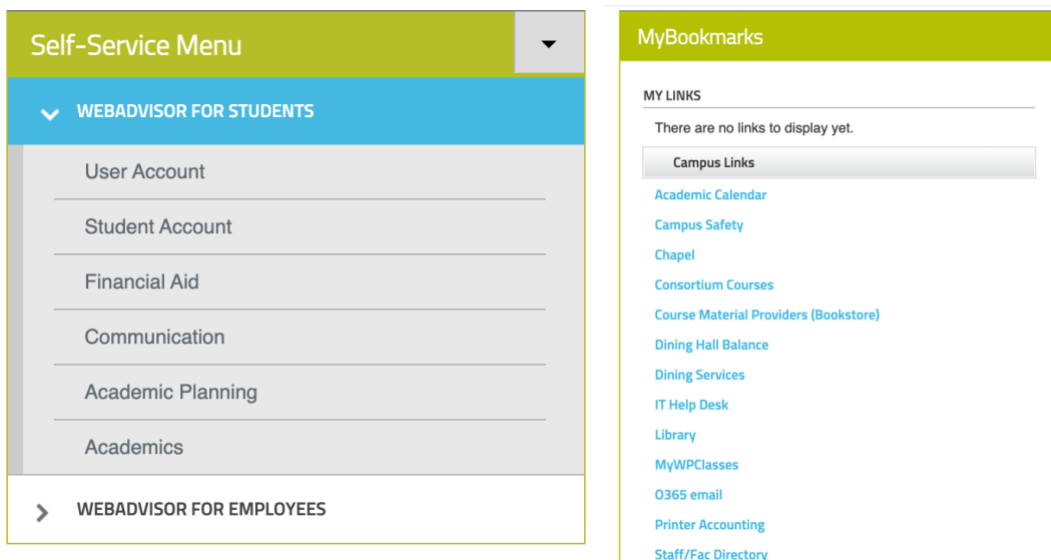
Some browsers may need your user name followed by @warnerpacific.edu For Example:  
either JDoe - or - JDoe@warnerpacific.edu



This website is where you will be able to access most information regarding Warner Pacific.

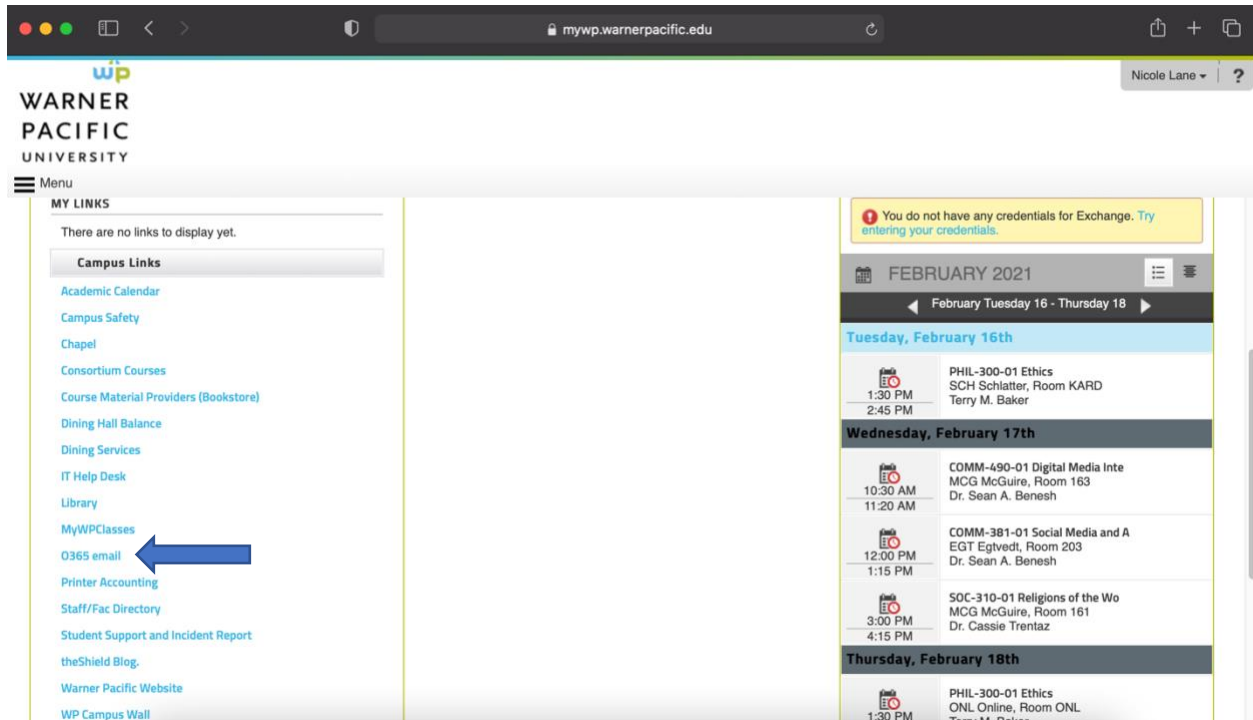
Under the 'self-service' drop menu you can gain access to your student account, financial aid, and academic planning.

Under the 'bookmarks' menu you will find links to things such as academic calendar, bookstore, dining hall balance, IT help, MyWP classes, your student email, and more.



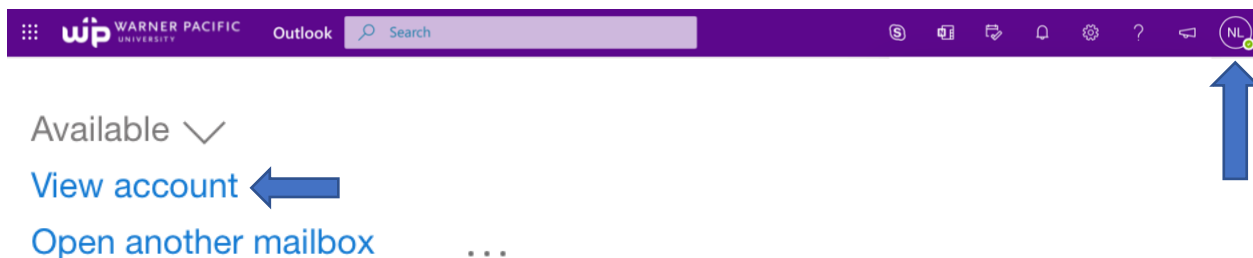
Every 90 days your password will need to be changed. You will receive an email notifying you a couple days in advance.

You can access your student email by clicking on 'O365 email' in the left column.



This is your school email account. Your username and password are the same as the one you used for MyWP (ex. jsmith@warnerpacific.edu ). This is where you will be notified of school related news as well as where your professors will contact you.

When the time comes to reset your password there is often a notification at the top right. If you do not see one you can also click on your initials on the top right and then 'view account'.



From here you can click on 'passwords', located in the left column. It will direct you to a site where you can reset your password. This will change your password for both the email and MyWP.

Overview

Security info

Devices

Password

Organizations

Settings & Privacy

My sign-ins

Office apps

Subscriptions



**Old password**

**Create new password**

**Confirm new password**

submit

cancel