

HOW TO FIND YOUR RENTAL BUYOUT PRICE

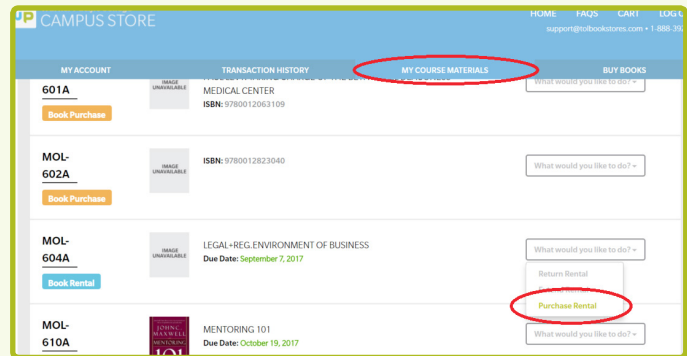
Tree of Life aims to give you the option to rent course materials as much as possible, and we provide an equitable buyout when you decide you want to keep the book for your personal library. We do this by looking at fair market value for the book and will not exceed the value of the condition of the book you received. To calculate the buyout amount, we take the fair market purchase price of the item and subtract the amount you paid for the rental.

Example

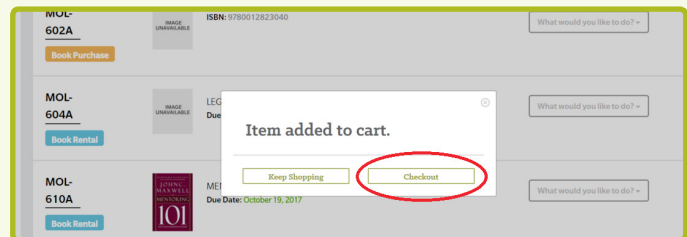
\$ 167.99 Used book purchase
 - **\$ 75.99** TOL's Rental Price (*that's a 55% savings!*)

\$ 92.00 Buyout Price

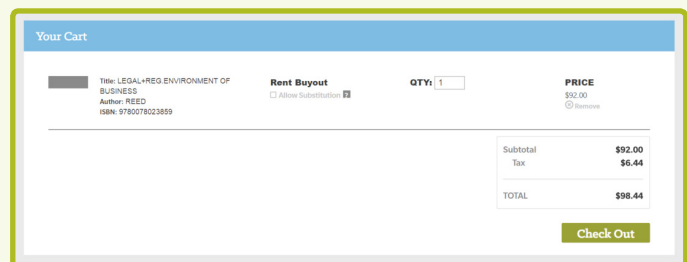
- 1 Go to warnerpacific.treeoflifebooks.com
- 2 Use your Warner Pacific email address as the username and your student ID as the password to log in. Navigate to the “My Course Materials” tab. Find the rental you are interested in keeping and choose “Purchase Rental” from the drop-down menu.



- 3 You can either choose to add more rentals to the cart or choose “Checkout” to see the buyout price of your rental.



- 4 Once you have the item in your cart, you can see what the price would be to keep the rental. If you choose to keep the item, you can either use a credit card to purchase the book through the portal or simply keep the book. Tree of Life will bill your student account the day after the rental due date.



**prices are subject to change.*

What if I have more questions?

You can contact the Tree of Life Customer Support team at **888-392-2930**. You can also submit a question at www.treeoflifebooks.com/customersupport